



Huons Global

Investor Relations

2022. 4Q



Huons Global

Disclaimer

All information in this book including business performance and financial report is written by Korean-International Financial Reporting Standards(K-IFRS) .

This book includes a “forecast” about future. It is not about the past, but the future business plan including expected management status and financial performance, and sometimes there can be word such as ‘anticipation’, ‘forecast’, ‘plan’, ‘expectation’, and ‘(E)’.

A “forecast” often means uncertain factors which can affect the company either positively or vice versa, and those can include:

- Domestic or international financial market trends including fluctuation of foreign exchange rate or interest rate.
- Company’s very important strategic decision such as M&A
- Unexpected business environment change in the main industry
- Other internal and external change that can affect the company’s management and finance.

Because of those uncertain risks, company’s actual business performance can be different from the “forecast” in this booklet. Also the information we provide is written as of the day we deliver the presentation, so it can be changed due to unexpected external status of industry or internal company’s revision of strategies without any prior notice in the future.

Contents

01

Introduction

02

Business Results

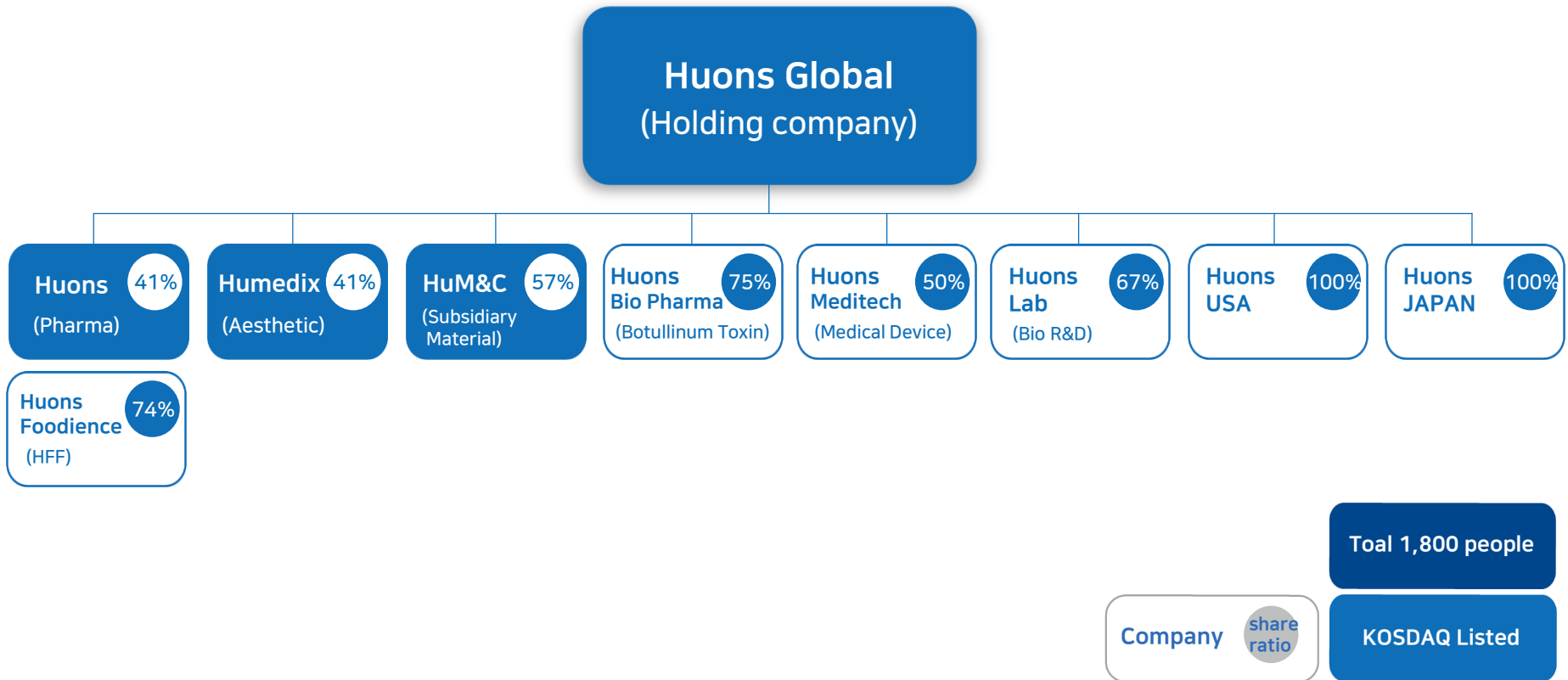
03

Subsidiaries

04

Financial Statements

“Total Healthcare Group”
 Includes Pharma, Medical Device, Health Functional Food and Cosmetic business



※ Percentage of shares is based on common share(including treasury stock).

Board Members

(As of March 31th, 2023)

		Soo-Young Song	Sung-Tae Yoon	In-Sang Yoon	Kyu-Yeon Lee	Jin-Woo Chang	Jong-Hyuk Bae
Position		President C.E.O	Chairman Director	Director	Outside Director	Outside Director	Outside Director
P r o f i l e	Current	C.E.O. of Huons Global and Huons	Board Chairman of KPBMA (Korea Pharmaceutical and Bio-Pharma Manufacturers Association)	Director of Strategic Planning Huons Global	Advisor of law firm Lee&Ko	Director of YonSei Univ. Brain Research Institute	Representative lawyer of lawfirm Daehwan
	Recent & Past	C.E.O. of Deloitte Consulting Korea C.E.O of Deloitte Consulting Japan Senior Vice President of PwC Japan	C.E.O of Huons Global IBM Korea MS Project Mgt. at Hanyang Univ.	Department of Local Sales & Marketing & Regulatory Affairs of Huons	Managing Director of KRX	Professor of YonSei Univ. College of Medicine	Chief prosecutor of Seoul High Prosecutors' Office Dispute settlement commissioner (FSS)

Audit Committee

- Chairman** Kyu-Yeon Lee
- Member** Jin-Woo Chang
- Member** Jong-Hyuk-Bae

ESG Committee

- Chairman** Soo-Young Song
- Member** Kyu-Yeon Lee
- Member** Jin-Woo Chang

Group Vision

**Global Total Healthcare Group :
Provides Medical Solutions for Human Being's Health**

Group Strategy

- Discovering New Growth Engines & Expanding Business Area
- Reinforcement of In-House R&D with Open Innovation

Business Area

**Pharma
Bio-Pharma**

Core Biz

- Comprehensive portfolio covering various fields
- R&D : Open Innovation + In-House R&D
- Pipelines of Bio-Pharma

Companies

Huons, Humedix
Huons Bio Pharma
Huons Meditech
Huons Lab

Medical Device

New Growth

- Diversified products from medical to aesthetic
- Continuous R&D and patent acquisition

Companies

Huons
Humedix
Huons Meditech

**Health
Functional Food**

New Growth

- Develop IAFF Ingredient
- Lactobacillus, beauty, Ginseng, diet, etc.
- Value chain (raw&new materials development, production, OEM/ODM, distribution)

Companies

Huons
Huons Foodience

**Medical
Container & etc.**

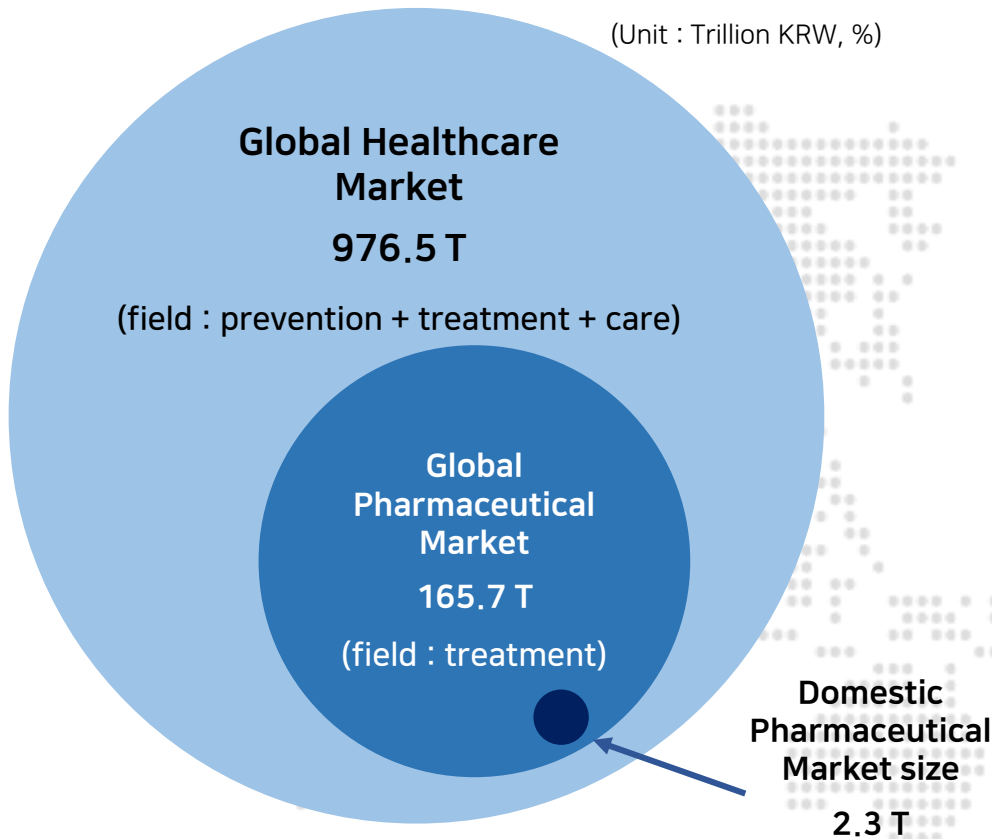
Expand & assistant

- Total subsidiaries for healthcare
- Develop overseas market
- Medical container

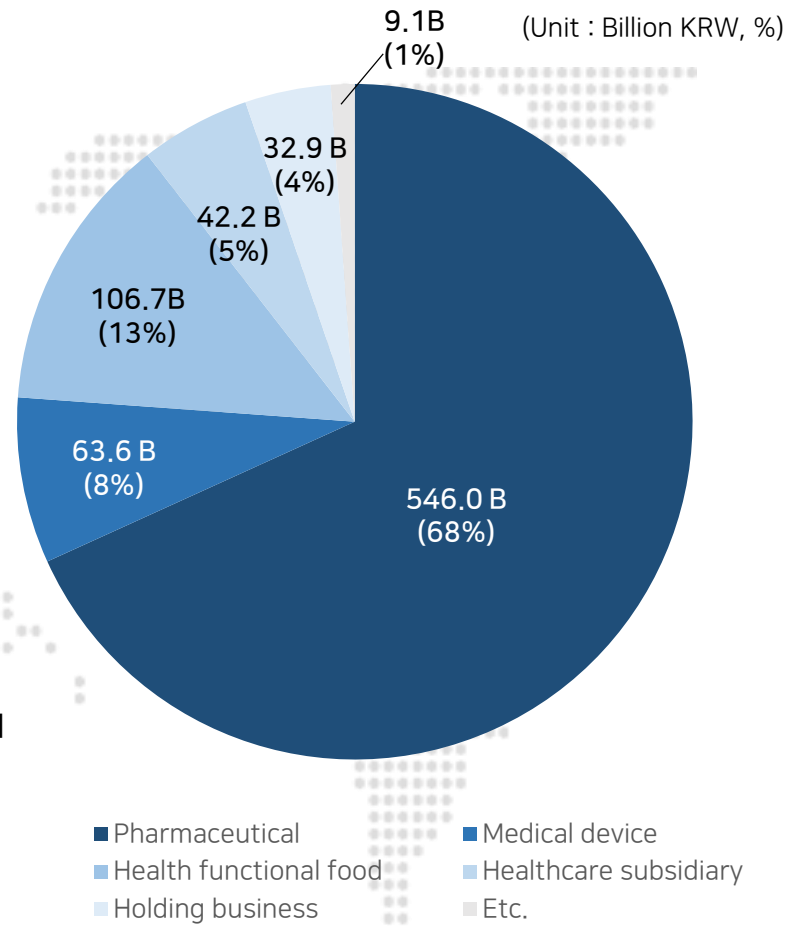
Companies

HuM&C
HUONS USA
HUONS JAPAN

Market Size of Healthcare



Sales Composition of Huons Group



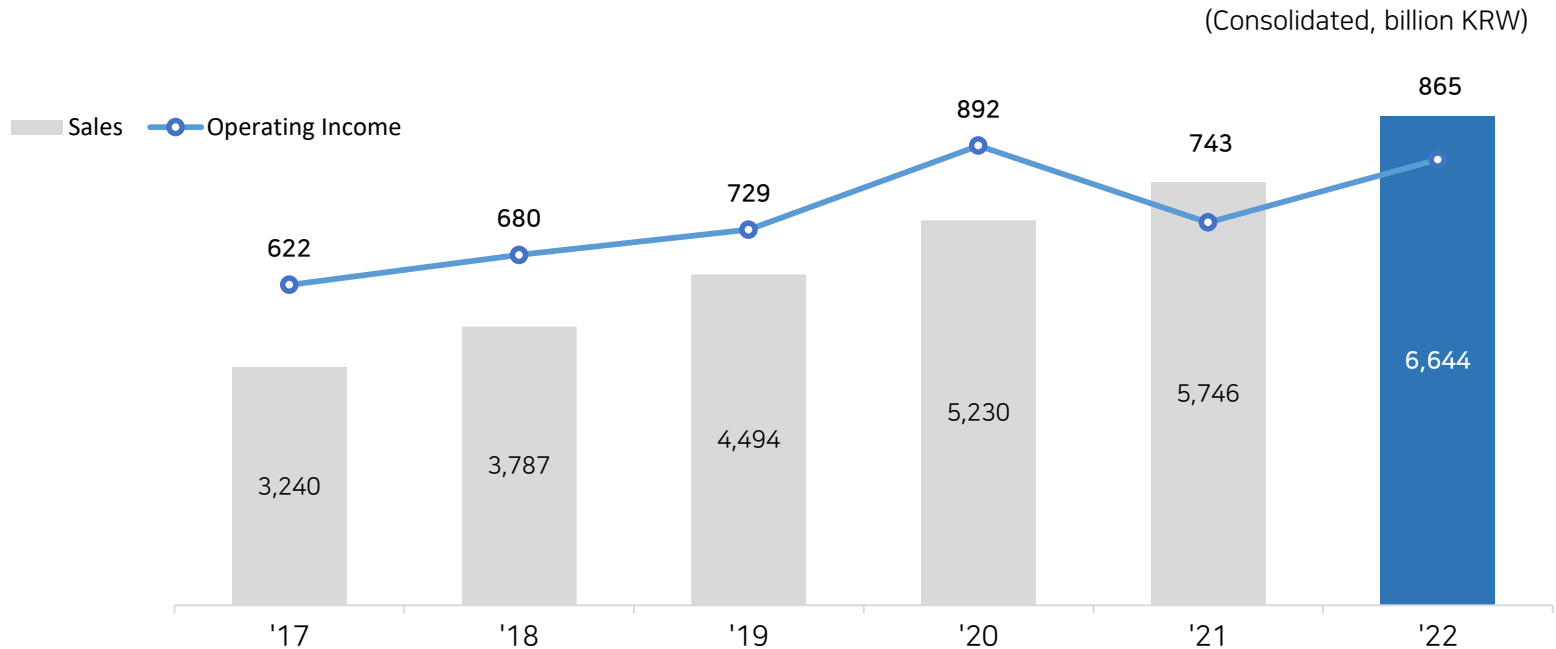
New markets grow continuously ;
Health care business through digital and telemedicine.

※ Figures based on 2022 before adjusting internal transactions.

Sources : Pharmaceuticals & Bio Industry DATABOOK_ KPBMA,
Healthcare Services Global Market Report 2022_The Business Research company

Company Overview

- ✓ **Huons Global's Role : Strategic management and discovering new business opportunity.**
- ✓ Consolidated sales CAGR 12.7%, operating income CAGR 5.6% since 2016
- ✓ Converted to a holding company in 2016, and now has 8 subsidiaries and 1 sub-subsidiaries
- ✓ Spun off the bio business division in April 2021, and became a pure holding company



FY2022 Results

Sales **664.4 bil** KRW (YoY 15.6%) | Operating Profit **86.5 bil** KRW (YoY 16.4%)

Biz performance**Continued earnings growth amid uncertain global market conditions**

- Continuous sales and profit growth in all business sectors, including ETC, aesthetics, and health functional foods
- The highest annual sales record as portfolio expansion aligned with healthcare market trends

Reorganization of business subsidiaries, strengthening future strategic business capabilities

- Reorganization of the Portfolio of Businesses

Increasing production lines and expanding into new markets to secure growth engines

- Huons 2nd factory (Eye drops, injection line) / Huons BioPharma 3rd factory (botulinum toxin) / HuM&C (Expansion of Medical Device Line)
- Expansion of overseas business through overseas subsidiaries (HUONS USA, HUONS JAPAN)
- Increase in overseas exports ex) the signing of a supply contract with McKesson in the U.S

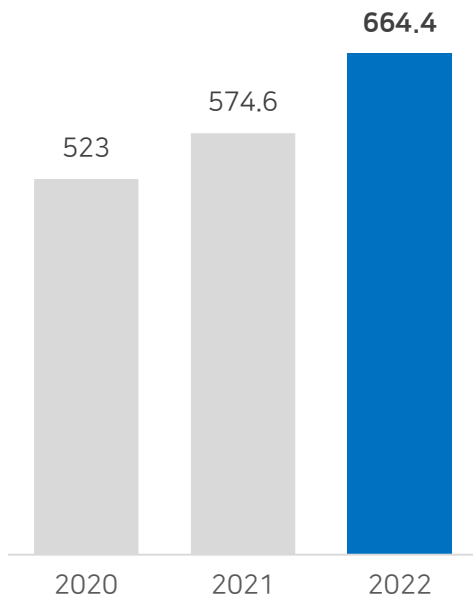
[Sales] 664.4 bil KRW (YoY ▲ 15.6%)

[Profit] Operating Profit 86.5 bil KRW (YoY ▲ 16.4%) / Net Loss 33.5 bil KRW (YoY Turn to loss)

- Strong overall business segment performance of major subsidiaries such as Huons, Humedix
- Loss of the current term: Reflecting impairment losses on intangible assets (Revaluation of subsidiary goodwill)

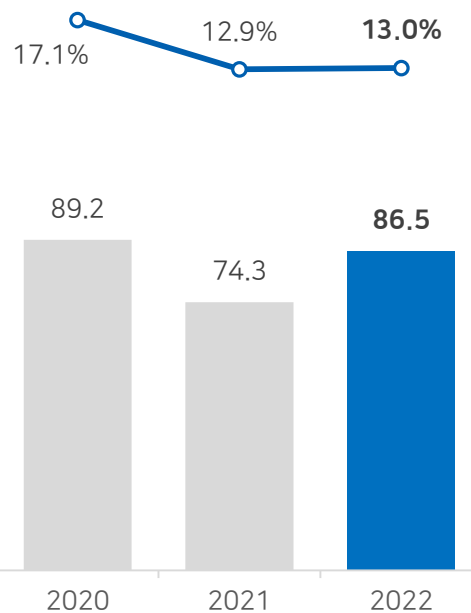
Sales

[Unit : billion KRW]



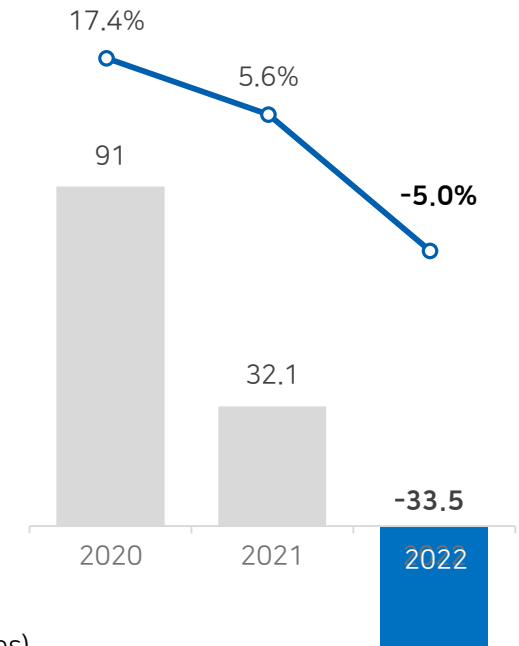
Operating Profit

[Unit : billion KRW]



Net Profit

[Unit : billion KRW]



* Discontinued operations were excluded from 2021~2022 earnings. (Divestiture of the subsidiaries)

(Unit : Million KRW)

Classification	Sales			Operating Profit			Net Profit			Reasons of fluctuation
	2022	2021	YoY	2022	2021	YoY	2022	2021	YoY	
Huons Global (Consolidated)	664,365	574,648	+15.6%	86,476	74,302	+16.4%	-33,463	32,071	Turn to loss	- Continuous sales growth - Impairment losses on intangible assets (Evaluation of subsidiary goodwill)
Huons Global (Separated)	32,931	32,194	+2.3%	11,090	8,311	+33.4%	4,175	52,305	-92.0%	
Huons ¹⁾	492,387	436,911	+12.7%	40,867	45,282	-9.8%	22,608	30,581	-26.1%	- Growth of ETC, Health functional food - Increase in SG&A / reflecting overseas accounts receivable
Humedix ²⁾	123,173	93,693	+31.5%	26,043	12,196	+113.5%	21,154	8,990	+135.3%	- Growth due to the expansion of the aesthetic business market
HuM&C ³⁾	35,630	12,543	+184.1%	1,766	-1,929	Turn to profit	798	-6,178	Turn to profit	- Improved operating profit after Merger of Hubena
Huons Meditech ⁴⁾	62,075	60,621	+2.4%	9,796	9,891	-1.0%	7,821	6,457	+21.1%	- Merger strengthens medical device business capabilities - Increased aesthetic devices export
Huons Biopharma	31,596	15,155	+108.5%	6,183	2,803	+120.6%	6,145	2,503	+145.5%	- Aesthetic market boosts orders
Huons Lab	87	192	-54.8%	-3,692	-2,800	-	-4,260	-3,017	-	- Increased R&D costs
Huons USA	99	76	+30.2%	-4,927	-3,575	-	-3,178	-3,425	-	- Reflected loss of inventory.
Huons JAPAN	75	-	-	-242	-	-	-242	-	-	

1) Consolidated results including Huons Foodience

2) Separate performance followed by transferring shares of Huons Meditech to Huons Global.(June 22nd)

3) Consolidated results including Hubena, Blossom Story, Blossom Pictures

4) Result of 2021 is sum of separate performances of Huons Medicare & Huons Medical before merge into Huons Meditech.

1. Financial Performance

(Unit : million KRW, %)

Classification	2019	2020	2021	2022 3Q	YoY
Sales	365,019	406,678	436,911	492,387	+12.7%
Operating Profit	48,398	54,125	45,282	40,867	-9.8%
OP ratio	13.3%	13.3%	10.4%	8.3%	-2.1%p
Net Profit	37,413	56,586	30,581	22,608	-26.1%
NP ratio	10.2%	13.9%	7.0%	4.6%	-2.4%p

2. Recent Highlights

1) Sales growth : Steady growth in the entire business sector

- ETC Anesthetic (YoY +40.1%, increase in overseas exports), HFF (YoY +30.2%)

2) Decrease in profit ratio

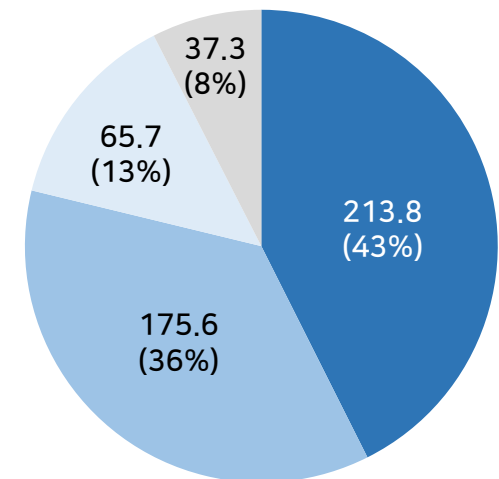
- Cost ratio: Temporary increased input cost before operation of 2nd factory
- Cost reflection: Defective overseas account receivable loss, bioequivalence test
- SG&A: Increasing advertising costs for health functional foods and informercial commission fees.

3) Expansion of product capacity: Continued expansion of profitable ETC sales and exports

- Eye drops: 60% more than before, 2nd factory to be operational in Q4'23
- Injections: Vial Line expands 250% compared to the previous one, cartridge line increased by 100%

3. Sales Composition

(Unit : billion KRW, %)



■ ETC ■ Beauty, Well-Being ■ CMO ■ Others

4. Business area : ETC with stable expanding to related businesses

ETC

- Medications that require prescription
- Comprehensive portfolio covering various fields
- Expansion of overseas markets (export local anesthetics to the U.S)



Beauty·Well-being·Others

- Medications and others for health maintenance
- Health Functional Food and Medical Device



CMO

- Produce multiple items (eye drops, injections, etc)
- Customers : Multiple domestic and foreign pharmaceutical companies



Growth Strategy "Open Innovation"

- Make an exclusive domestic sales rights contracts and Joint research agreements
- Aim to find a next-generation growth-engine through Open Innovation

Classification	Indication	Status
New Chemical Entities	Liver disease	Selection of candidate materials in 2023
	Heart failure	Pre-clinical in progress
	Ocular disease	Plan to enter IND in 2Q 2023

Subsidiary "Huons Foodience"

- Health functional food company
- Business in OEM/ODM, Own brand and export
- Building Value chain from raw materials to logistics
- Continuous development in raw materials

1. Financial Performance

(Unit : million KRW, %)

Classification	2019	2020	2021	2022	YoY
Sales	69,035	80,351	93,693	123,173	+31.5%
Operating Profit	9,377	12,187	12,196	26,043	+113.5%
OP ratio	13.6%	15.2%	13.0%	21.1%	+8.1%p
Net Profit	8,769	13,278	8,990	21,154	+135.3%
NP ratio	12.7%	16.5%	9.6%	17.2%	+7.6%p

2. Recent Highlights

3. Sales Composition

(Unit : billion KRW, %)

1) Improved sales and profit ratio by focusing on main business

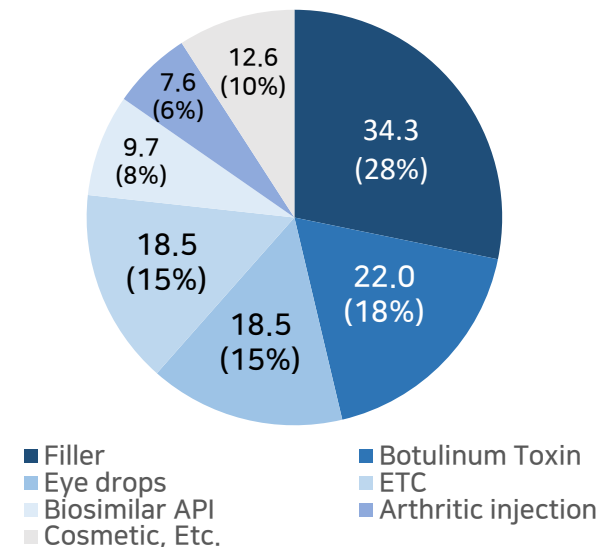
- Highest annual performance, cost rate improvement due to increased utilization rate
- Focus on aesthetic business → Improved earnings rate (Disposed shares of medical device business affiliates)

2) Continued growth of key business segments

- Aesthetic: Filler and toxin's business performance rises as endemic, diversified & expanded Demand
- Expanded export sales of fillers (New markets in China, Europe, and Latin America)
- CMO : Increased orders for disposable eye drops, ETC → utilization & productivity ↑

3) Expanding Business area to acquire new growth engine

- Approval of new injections for joint treatment in progress
→ Strengthening product lineups and expanding production lines (vials)
- Localizing Heparin Sodium(applied DMF)



4. Business area : Aesthetic and Pharmaceutical products using HA·PDRN

Filler	Pharma·CMO	Cosmetics·etc.
<ul style="list-style-type: none"> Used for beauty and healthcare such as wrinkle improvement Registered in China and Europe 	<ul style="list-style-type: none"> ETC based on API, Manufacturing PFS, Amp, Vial, Eye drops Launched 1 shot arthritis(2nd in Domestic), L/O to China, EU CE certification 	<ul style="list-style-type: none"> Functional cosmetics using HA·PDRN, Achieved approval in China Launched LIZTOX('19.06) 

Growth Strategy "Biosimilar APIs"

- Strengthening aesthetic portfolio and becoming Bio-specialized company by expanding biosimilar API business

Classification	DMF Approval	Remarks
HA	2008	Raw material : Filler, injection of arthritis, eyedrops
PDRN	2018	Raw material : Regenerative medicine and beauty
Heparin	2023(e)	First in localizing animal origin API
Hyaluronidase	2023(e)	Less side effects

1. Financial Performance

(Accumulated, Unit : million KRW, %)

Classification	2019	2020	2021	2022	YoY
Sales	27,789	34,468	12,543	35,630	+184.1%
Operating Profit	974	-7,821	-1,929	1,766	Turn to profit
OP ratio	3.5%	-22.7%	-15.4%	5.0%	+20.3%p
Net Profit	-5,623	-38,115	-6,178	798	Turn to profit
NP ratio	-20.2%	-110.6%	-49.3%	2.2%	+51.5%p

※ Performance of 2022 is consolidated result after merger of Hubena.

2. Recent Highlights

1) Highest sales and improvement in profit ratio

- '22 Sales 35.6 bil KRW (YoY ▲ 184%), Operating Profit 1.8 bil KRW (YoY Turn to profit)
- 4Q Sales 10.7 bil KRW (YoY ▲ 309%), Operating Profit 0.5 bil KRW (YoY Turn to profit)
- Medical container sales 22.8 bil KRW (new business), Cosmetics subsidiary sales 12.8 bil KRW (YoY ▲ 3%)

2) Improved profit with diversified business portfolio by M&A

- Strengthened target business (Merged Hubena : medical container company)
- Portfolio incorporation of medical container business, profitability improvement and building healthcare sub-material areas
- Focus on the main business : Divestiture of the subsidiaries (Blossom Pictures, Blossom Story)

3. Business area : Healthcare total subsidiaries

- Incorporate Hubena into a subsidiary ('22.04), merged('22.07) to diversify business area
- Diversifying business area through cosmetic packaging to medical container(ampule, vial, cartridge), etc.
- Work with affiliates to increase profitability and secure growth momentum

Medical container

- Manufacture medical glass containers through special glass technology
- 120 clients including Huons Group



Cosmetic Packaging

- Manufacture puff, sponge, container for make-up
- Supplying materials to cosmetics companies(domestic&foreign)



Physical and chemical equipment distribution

- Merged chemical equipment distribution business
- Distribute by establishing regional agencies and online malls



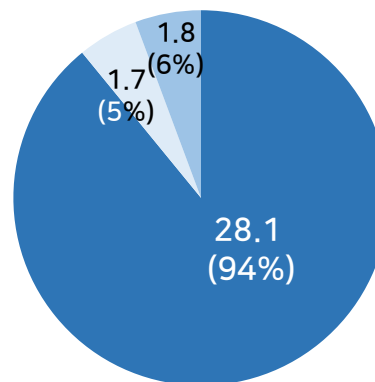
1. Financial Performance

(Accumulated, Unit : million KRW, %)

Classification	2021	2022	YoY
Sales	15,155	31,596	+108.5%
Operating Profit	2,803	6,183	+120.6%
OP ratio	18.5%	19.6%	+1.1%p
Net Profit	2,503	6,136	+145.5%
NP ratio	16.5%	19.4%	+2.9%p

※ Huons Biopharma was established on April 2021.

2. Domestic & Export composition



(Unit : billion KRW, %)

Main export countries :
- Dominican republic, Iraq, Kazakhstan

※ Etc. : royalty, rental income

■ Domestic ■ Export ■ Etc.

3. R&D status : Expansion of indications and development of small molecule formulations

Pipeline	Indications	Discovery	Pre-clinical	Phase I	Phase II	Phase III	Registration
HBPB1-001 (900kDa)	Glabellar lines						Finished
	Crow's feet lines						Finished
	Post stroke-upper limb spasticity					In progress	
	Benign masseteric hypertrophy				Finished		
HBPB1-002 (150kDa)	Glabellar lines				In progress		
HBPB1-004	Glabellar lines	In progress					
HBPB1-005	Glabellar lines	In progress					
HBPB3-003	Cellulite	In progress					

4. Business area : Biological Pharma including botulinum toxin

- Bio business division was spun off from Huons Global ('21.04)
- Attracted 155.4 bil KRW investment from IMEIK(China) ('21.06)
- Share Holding Ratio('21.09) : Huons Global(74.6%), IMEIK(25.4%)
- Expanding indications : Composing 4 main player market in domestic & strengthening global market share

Manufacturing Facilities	Product line-up	
	HUTOX(export)	Liztox(domestic)
<ul style="list-style-type: none"> ▪ Facilities in Jecheon <ul style="list-style-type: none"> - Plant 1(1 mil Vials) - Plant 2(5 mil Vials) - Plant 3(9 mil Vials) : complete till 2024, operate in 2025 ▪ Selected as an institution of merit for biosafety management('20.10) 	<ul style="list-style-type: none"> ▪ Approval for export('16.10) ▪ 32 countries, 26 partner contracts ▪ Supply Agreement with IMEIK in China('18.10) <ul style="list-style-type: none"> → Clinical trial ph.3 on going ▪ Drug Approval in Russia ▪ License and Supply Agreement with HAEMATO PHARM in EU('21.10) <ul style="list-style-type: none"> → Planning Clinical trial 	<ul style="list-style-type: none"> ▪ Launched('19.06) ▪ Co-sales in domestic market : Huons and Humedix ▪ 50unit('21.06), 100unit('19.04), 200unit('21.07) approved



1. Financial Performance

(Accumulated, Unit : million KRW, %)

Classification	2019	2020	2021	2022	YoY
Sales	47,277	57,897	60,621	62,075	+2.4%
Operating Profit	10,457	9,239	9,891	9,796	-1.0%
OP ratio	22.1%	16.0%	16.3%	15.8%	-0.5%p
Net Profit	5,933	7,944	6,457	7,821	+21.1%
NP ratio	12.5%	13.7%	10.7%	12.6%	+1.9%p

※ Huons Meditech(previously Huons Medicare) merged Huons Medical on Feb. '22.
Results of '19~'21 are sum of both company's performance before merger.

2. Recent Highlights

1) Recorded highest Sales






- Sales 15.5 bil KRW (YoY ▲ 2.7%, QoQ ▲ 7.0%)
- Operating Profit 2.7 bil KRW (YoY ▲ 4.9%, QoQ ▲ 14.2%)

2) Discover new business : Strengthening specialized field & Create new growth engine

- Merged Huons Medical(medical device company) by absorption on Feb. 4th.
- Direct production, R&D of disinfectants, medical devices, subsidiary materials of medical devices, etc

3. Business area : Disinfectants, Medical disinfectors, Sterilizers and other medical devices

- Established Huons Meditech : Merged Huons Medicare and Huons Medical ('22.02)
- Portfolio of medical devices(Beauty, Therapy, Sterilizers, etc.)

Antiseptic and Pharma(ETC)	Medical Device			
	Medical Sterilizers	Space Sterilizers	Beauty	Therapy
<ul style="list-style-type: none"> ▪ Antiseptic products for artificial kidney, endoscope instrument sterilization, body/hands tissue, and etc. ▪ Eyedrops, ETC for dyslipidemia and digestive system etc. 	<ul style="list-style-type: none"> ▪ 'Huen Single' ▪ "single use and discard" system ▪ Target on general hospital and overseas market 	<ul style="list-style-type: none"> ▪ 'HUEN IVH ER' Europe CE certification 	<ul style="list-style-type: none"> ▪ 'Derma Shine' for Autsko-Injection (China NMPA, Europe CE, Austrailia TGA certification) ▪ 'Derma AKNE' for acne treatment (Europe CE certification) 	<ul style="list-style-type: none"> ▪ Extracorporeal shockwave therapy 'URO-EMX', 'URO-EX', 'IMPO 88' ▪ 'JILL'SOF' for Vaginal dryness 

Becoming medical device company covers various fields

Subsidiary specialized in R&D of Biopharmaceuticals


- Hold 5 types of biological drugs pipelines
- Research and develop new peptide and recombinant protein medicines intensively

Group	Indication	Discovery	Pre-Clinical
New Biological Drug	Metabolism (Short Bowel Syndrome)	HLB1-001	4Q, 23
	Fibrosis(Skin)	HLB1-002	Ongoing
	Alzheimer's disease	HLB1-006	4Q, 25
	Obesity	HLB1-007	4Q, 23
Biosimilar	Osteoporosis	HLB3-001	1Q, 24

Consolidated Statement of Financial Position

[Unit : million KRW]

Classificaton	FY2020	FY2021	FY2022
Assets	949,023	1,283,748	1,243,109
Current assets	427,322	618,519	611,226
Non-current assets	521,700	665,228	631,883
Liabilities	293,624	432,627	457,234
Current liabilities	237,373	347,001	367,562
Non-current liabilities	56,251	85,626	89,671
Equity	655,399	851,120	785,876
Equity attributable to owners of parent	412,828	537,838	464,316
Issued capital	5,732	6,015	6,311
Capital surplus	247,877	374,578	374,526
Capital adjustments	-25,323	-26,605	-33,682
Other comprehensive income accumulated	409	539	316
Retained earnings	184,132	183,311	116,845
Non-controlling interests	242,570	313,282	321,559
Total equity and liabilities	949,023	1,283,748	1,243,109

Consolidated Statement of Comprehensive Income

[Unit : million KRW]

Classificaton	FY2020	FY2021	FY2022
Sales	523,048	574,648	664,365
Cost of sales	433,799	500,346	577,889
Operating Profit	89,249	74,302	86,476
Gains/Losses on investments in associates	1,894	-3,264	816
Other gains/losses	20,650	-7,565	-86,636
Profit before tax	111,793	63,473	655
Income tax expense	20,750	30,513	33,740
Net Profit	91,043	32,071	-33,463
Profit, attributable to owners	42,696	3,995	-60,254
Profit, attributable to non-controlling interests	48,347	28,076	26,791



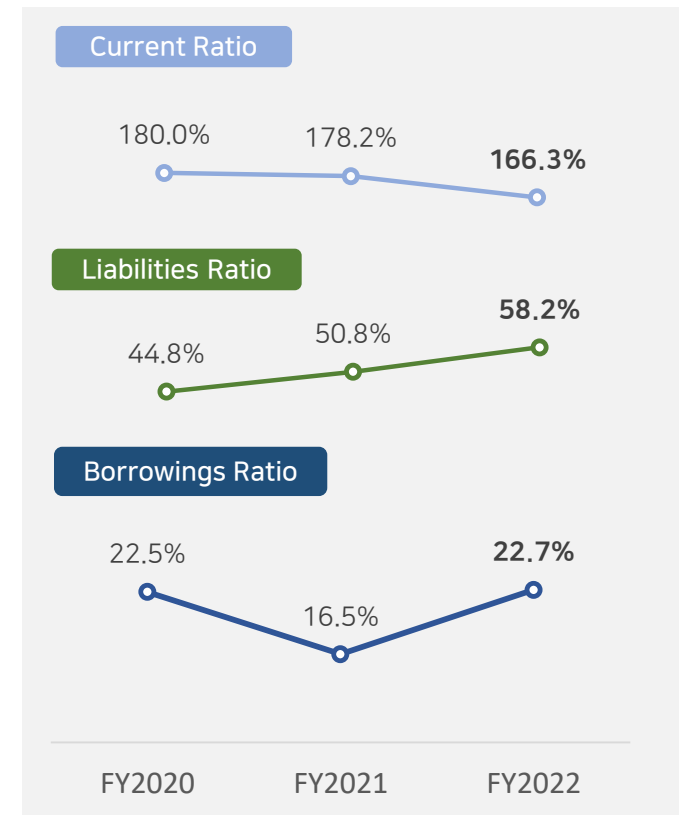
Financial Status

[Unit : million KRW]

Classificaton	FY2020	FY2021	FY2022	YTD
Assets	949,023	1,283,748	1,243,109	-40,638
Current assets	427,322	618,519	611,226	-7,293
- cash etc.	225,421	369,350	364,473	-4,877
Non-current assets	521,700	665,228	631,883	-33,345
Liabilities	293,624	432,627	457,234	24,606
Current liabilities	237,373	347,001	367,562	20,561
Non-current liabilities	56,251	85,626	89,671	4,045
-Total borrowings	147,643	140,189	178,287	38,098
Equity	655,399	851,120	785,876	-65,245

※ cash etc. : cash + cash equivalents + Liquidity financial assets

Financial Ratio



※ Borrowings ratio = (total borrowings / equity)

Raise DPS & Conduct Interim Dividend

Reinforcing shareholder return policy and improving dividend predictability

Dividend basis

Dividends Per Share

Target dividend

0% ~ 30% increase compared to the dividend per share of the previous business year

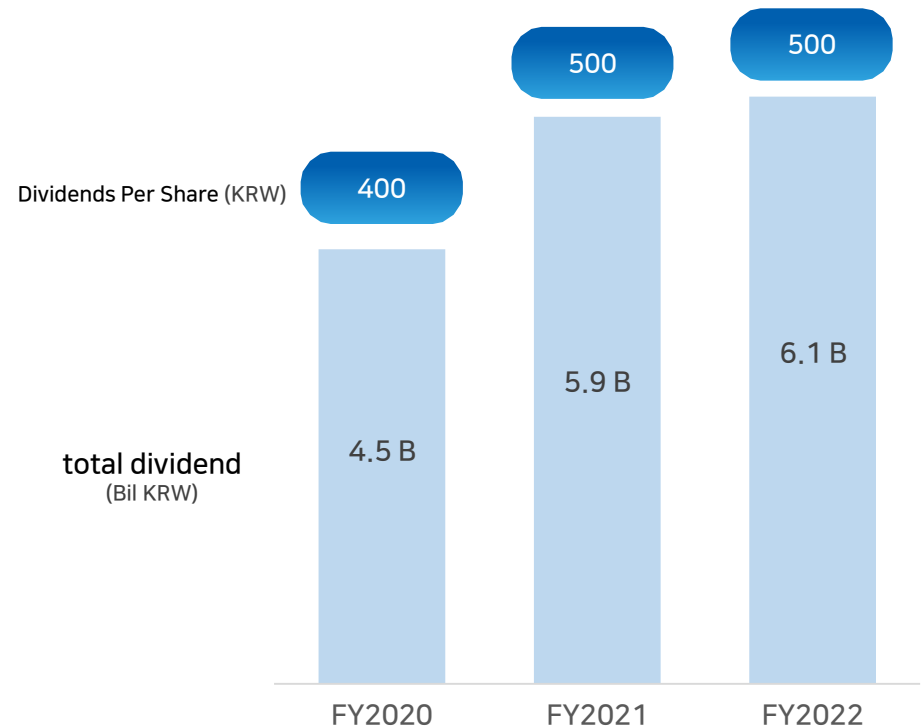
Types of dividends

Cash dividends
(Year-end dividends + Interim dividends)

Application period

3 years (2023-2025)

[dividend status of last 3 years]






Category		Project	Indication	Development Phase					
Company	Sector			Discovery	Preclinical	Phase I	Phase II	Phase III	Registration
Huons	New Chemical Entities	HUC1-394	Dry eye						
		HUC1-288	Heart failure						
		HUC1-505	Non-alcoholic steatohepatitis						
		HUC1-454	Prostate cancer						
	Incrementally Modified Drug	HUC2-007	Dry eye						
		HUC2-344	Diabetes						
		HUC2-364	Gastric reflux						
		HUC2-362	Peripheral circulation disorder						
		HUC2-511	Dry eye						
		HUC2-517	Dry eye						
		HUC2-518	Epileptic bladder inflammation						
		HUC3-487	Glaucoma treatment						
Humedix	Medication	HMC2-073	Obesity treatment						
		HMC3-039	Increased tissue penetration						
		HMC3-078	Double jaw improvement						
	Medical appliances	HMM1-021	osteoarthritis						
		HMM1-047	Fine wrinkles on the neck						
		HMM1-079	chin improvement						
Huons Bio pharna	Biomedicine	HBPB1-001	upper extremity muscle stiffness						
		HBPB1-001	Hypertrophy of the masseter						
		HBPB1-002	wrinkles between the eyes						
		HBPB1-004	wrinkles between the eyes(liquid type)						
Huons Lab	Bio new medicine	HLB1-001	metabolism						
		HLB1-006	Alzheimer's (disease)						
		HLB1-007	Obesity treatment						
		HLB3-002	Skin/Drug proliferation						
	Biosimilar	HLB3-001	osteoporosis						

Reorganized(merger) business department to strengthen the group's growth engine


1. Health Functional Foods



2. Medical Devices




3. Healthcare subsidiary materials



Improved overseas business performance and further expanding

- Establishment of a local corporation to enter the Japanese healthcare market 'HUONS JAPAN' ('22. 05.)
 - Local distribution and sale of medicines, medical devices, health functional foods, etc
 - Joint R&D and drug technology introduction will be promoted in exchange with local companies



- Export of ETC to the U.S. 12.3 bil KRW(YoY +38%)
 - Expansion of product line targeting U.S. market with shortage of basic drug supply
 - Order continues to grow based on quality and price competitiveness
- 'HUONS', signed a contract to supply topical anesthetic (lidocaine) with McKesson('22.06.27.)
 - lidocaine hydrochloride injection 5mL vial FDA obtained permission for replication Drugs(ANDA) ('20.05.)
 - High quality propagation of Huons injections through large distribution networks
 - Order continues to grow based on quality and price competitiveness

* McKesson : 1/3 supply of North American medicines (2021 Sales 308 tril KRW)

1st Sustainability Report published ('22. 08.) : Contains Huons Group's ESG performance

- Established ESG indicators, and the performance will be disclosed every year
- Corporate value up : Trust worthy & Sustainable

Huons Global

Huons Global ESG 보고서 발간

2022 Huons Global 지속가능경영보고서

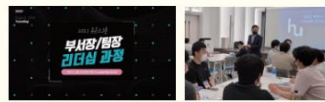
안녕하세요. Huons Global 경영기획실입니다.
ESG(환경·사회·지배구조) 주요 성과를 담은 첫 번째 지속가능경영보고서가 발간되었습니다.
Huons Global, Huons, HuMedics의 유관 부서들의 노력이 한데 모여 제약회사 중 7번째로 발행할 수 있었습니다.
Huons 그룹의 ESG 경영전략을 바탕으로 한 2021-22년 주요 성과를 함께 살펴보겠습니다.

2021-22년 ESG경영 주요성과 요약

1 인재 채용 및 임직원 역량 강화

Huons Global Huons HuMedics

리더십교육
2021년 리더십 모델링을 통해 10대 리더십 역량 정의 및 360도 다면진단 실시



2021년 Huons 그룹 중간관리자 리더십 과정 | 2022년 신입임직 리더십 과정

▶ 임문교육 및 Onboarding



2022년 2분기 신입임사자 임문교육 현황 | 2022년 2분기 신입임사자 임문교육 조직적응과 변화관리


	임문교육	Onboarding
신입임원(급제/인턴)		멘토링(심성관리 & H-OJT)업무지도
경력임원(수시임사)		

▶ 임문교육 및 멘토링 실적

구분	2019	2020	2021
인원(명)	137	153	190
시간(시간)	12,193	13,311	6,840

121년부터 임원 수시채용으로 전환하여 교육시간 축소됨

2 신성장 동력 창출 노력 (R&D 현황)



3 안전사고 예방 및 안전문화 확산

Huons Global Huons HuMedics

ISO 45001 인증
안전보건경영을 체계적으로 실천하기 위해 글로벌 수준의 시스템 구축 및 다양한 안전보건 활동 수행

안전보건경영시스템(ISO 45001) 그룹 통합 인증



안전진점 포스터 | Huons 그룹 ISO 45001 통합인증 수여식

▶ 산업안전보건교육

교육명	교육대상	교육시간
정기 안전보건교육	전구성원	3시간/분기(사무직) 6시간/분기(생산직)
채용 시 안전보건교육	신규입사자	8시간/1회
법정 지정 관리자교육	법정 지정 관리자	해당 규정에 따름
특별안전보건교육	특별교육 대상 작업자	해당 규정에 따름

▶ 안전보건 활동 현황

주요 활동	진행 결과
<ul style="list-style-type: none"> 산업안전보건법 개선 사항 검토 및 개선 입력용기 검사 위험성 평가 근골격계 유해요인 조사 독수전압검진 개인보호구 지급 물결안전보건자료(MSD) 비치 소방방비 점검정밀 점검 	<ul style="list-style-type: none"> 공정안전보고서 실시 ISO 45001 인증으로 안전보건시스템 정착 산업안전보건위원회 활동 위임요소 안전 개선 안전보건 공서, 별지 완료 소방훈련 10회(2021년 10월)

Thank you